

ELEMENTS


DESIGN

ELEMENTS

“Studiato per soddisfare esigenze progettuali all’avanguardia, Elements è il progetto completo di Keope che unisce in un’armonica sinergia di nuances tre collezioni dall’ispirazione materica diversa. Tre superfici moderne ed estremamente versatili, uniche nella loro essenza, ma perfettamente integrabili tra loro”.

“Elements, designed to meet cutting-edge design requirements, is Keope’s complete project which combines three collections inspired by various material in a harmonious synergy of nuances. Three modern and extremely versatile surfaces, unique in their essence, but perfectly integrated with one another”.

SIZES



Natural Lux Design

Elements, mix of souls

Three inspirations,
a unique project.

NATURAL



IVORY

LUX



CALACATTA GOLD



GRIGIO IMPERIALE

DESIGN



WHITE




BEIGE



SAND



LINCOLN




SILVER GREY



BLACK




TAUPE



BROWN



CREMA BEIGE




EMPERADOR




SILVER




GREY



DARK



CALACATTA



PORT LAURENT



IVORY

Elements, mix of souls

Three inspirations,
a unique project.

ELEMENTS

DESIGN

**Ricercati cromatismi e superfici di design
per ambienti accoglienti e contemporanei.**

Refined colors and design surfaces
for comfortable and contemporary settings.

**Il mondo dell'architettura apre le porte
a un nuovo modo di concepire l'abitare.
Elements Design coniuga eleganza,
attualità e tendenza, regalando
atmosfera dal forte impatto estetico.**

The world of architecture opens the
door to a new way of living. Elements
Design combines elegance, modernity
and trends, giving atmospheres a strong
aesthetic impact.

 CERAMICHE
KEOPE

ELEMENTS

DESIGN

Elements, mix of souls

Three inspirations, a unique project.

Frutto di una costante ricerca estetica e tecnologica, Elements Design è parte di Elements, il progetto completo per l'architettura di Ceramiche Keope che unisce in un'armonica sinergia di nuances tre collezioni in gres porcellanato dall'ispirazione materica differente. L'ampia palette cromatica di Elements Design costantemente arricchita di colori sempre attuali, declinata in una vasta gamma di formati, risulta ideale per vestire ambienti residenziali e commerciali con originalità e attualità, proponendo superfici a campo pieno estremamente versatili. Le tonalità di Silver, Ivory, Beige, Taupe e Grey ed i nuovi Black e White si fanno portavoce di un nuovo modo di concepire gli spazi diventando autentiche icone di stile.

Elements Design is the result of constant aesthetic and technological research. It is part of Elements, a complete project for architecture by Ceramiche Keope, which combines three *porcelain stoneware* collections, inspired by different textures, in a harmonious synergy of nuances.

The extensive colour *palette* of Elements Design, constantly enriched with fashionable colours, is available in a wide range of formats. It is ideal to decorate residential and commercial spaces in a contemporary and original way, with extremely versatile surfaces. The Silver, Ivory, Beige, Taupe and Grey colours and the new Black and White express a new way of conceiving spaces, becoming true style icons.

COLOURS



WHITE

BLACK

SILVER

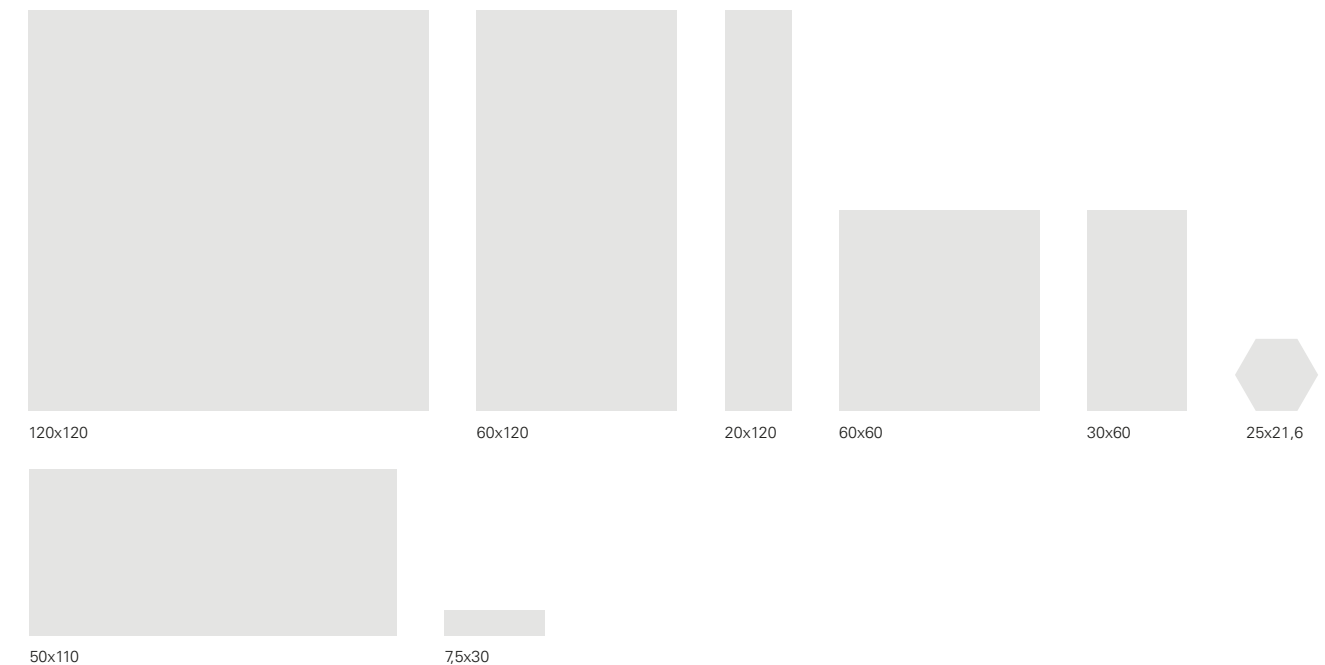
IVORY

BEIGE

TAUPE

GREY

SIZES



120x120

60x120

20x120

60x60

30x60

25x21,6

50x110

7,5x30



elements design white+
elements design black glossy+
elements lux grigio imperiale

e.design white nat rt 60x120 . 24"x48"

e.design black glossy 7,5x30 . 3"x12"


e.lux grigio imperiale lapp rt 120x240 . 48"x96"

ELEMENTS DESIGN WHITE

e.design white nat rt 60x120 . 24"x48"
e.design black glossy 7,5x30 . 3"x12"

V

e.design white nat rt 60x120 . 24"x48"



ELEMENTS DESIGN WHITE

e.design white nat rt 60x120 . 24"x48"

e.design black glossy 7,5x30 . 3"x12"

e.lux grigio imperiale lapp rt 120x240 . 48"x96"





elements design silver+

elements design grey glossy+

elements lux port laurent


e.design silver nat rt 60x120 . 24"x48"

e.design grey glossy 7,5x30 . 3"x12"


e.lux port laurent lapp rt 20x120 . 8"x48"



ELEMENTS DESIGN SILVER



e.design grey glossy 7,5x30 . 3"x12"



e.design silver nat rt 60x120 . 24"x48"



elements design black+
elements lux calacatta


e.design black nat rt 120x120 . 48"x48"
e.lux calacatta lapp rt 120x240 . 48"x96"



ELEMENTS DESIGN BLACK



e.design black nat rt 120x120 . 48"x48"



e.design black nat rt 120x120 . 48"x48"
e.lux calacatta lapp rt 120x240 . 48"x96"

elements design white+
elements design silver 3D+
elements lux grigio imperiale

e. design white nat rt 120x120 . 48"x48"

e. design silver 3D rt 50x110 . 20"x44"

e.lux grigio imperiale lapp rt 120x240 . 48"x96"



ELEMENTS DESIGN WHITE



e. design white nat rt 120x120 . 48"x48"
e. design silver 3D rt 50x110 . 20"x44"

e.lux grigio imperiale lapp rt 120x240 . 48"x96"



e. design white nat rt 120x120 . 48"x48"
e. design silver 3D rt 50x110 . 20"x44"



elements design silver+
elements lux port laurent


e.design silver nat rt 60x120 . 24"x48"

e.design silver nat rt 30x60 . 12"x24"

e.lux port laurent lapp rt 20x120 . 8"x48"



ELEMENTS DESIGN SILVER



e.design silver nat rt 60x120 . 24"x48"
e.design silver nat rt 30x60 . 12"x24"

e.lux port laurent lapp rt 20x120 . 8"x48"

e.design silver nat rt 60x120 . 24"x48"
e.design silver nat rt 30x60 . 12"x24"




elements design grey+

elements natural sand

- e.design grey nat rt 120x120 . 48" x48"
- e.natural sand nat rt 20x120 . 8" x48"
- e.design grey nat rt 60x120 . 24" x48"
- e.design grey nat rt 20x120 . 8" x48"
- e.design silver esagona nat 25x21,6 . 10" x8"^{5/8}



e.design silver esagona nat 25x21,6 . 10"x8"^{5/8}



e.design grey nat rt 120x120 . 48"x48"
e.natural sand nat rt 20x120 . 8"x48"



elements design beige+
elements lux silver grey+
elements natural dark

e.design beige nat rt 60x120 . 24"x48"
e.lux silver grey lapp rt 20x120 . 8"x48"
e.natural dark nat rt 20x120 . 8"x48"

e.design beige nat rt 20x120 . 8"x48"
e.natural dark nat rt 20x120 . 8"x48"

e.lux silver grey esagona nat 25x21,6 . 10"x8"^{5/8}
e.natural dark esagona nat 25x21,6 . 10"x8"^{5/8}



ELEMENTS DESIGN BEIGE

e.design beige nat rt 60x120 . 24"x48"
e.lux silver grey lapp rt 20x120 . 8"x48"



e.design beige nat rt 20x120 . 8"x48"
e.natural dark nat rt 20x120 . 8"x48"



e.design beige nat rt
60x120 . 24"x48"

e.lux silver grey lapp rt
20x120 . 8"x48"

e.natural dark nat rt
20x120 . 8"x48"

e.lux silver grey esagona nat
25x21,6 . 10"x8^{5/8}

e.natural dark esagona nat
25x21,6 . 10"x8^{5/8}



elements design taupe+
elements lux silver grey

e.design taupe nat rt 120x120 . 48" x48"
e.lux silver grey lapp rt 30x60 . 12" x24"

ELEMENTS DESIGN TAUPE



e.design taupe nat rt
120x120 . 24"x24"

elements design ivory+

elements lux crema beige

e.design ivory nat rt 20x120 . 8"x48"

e.design ivory nat rt 60x120 . 24"x48"
e.lux crema beige lapp rt 60x120 . 24"x48"





e.design ivory nat rt 20x120 . 8"x48"




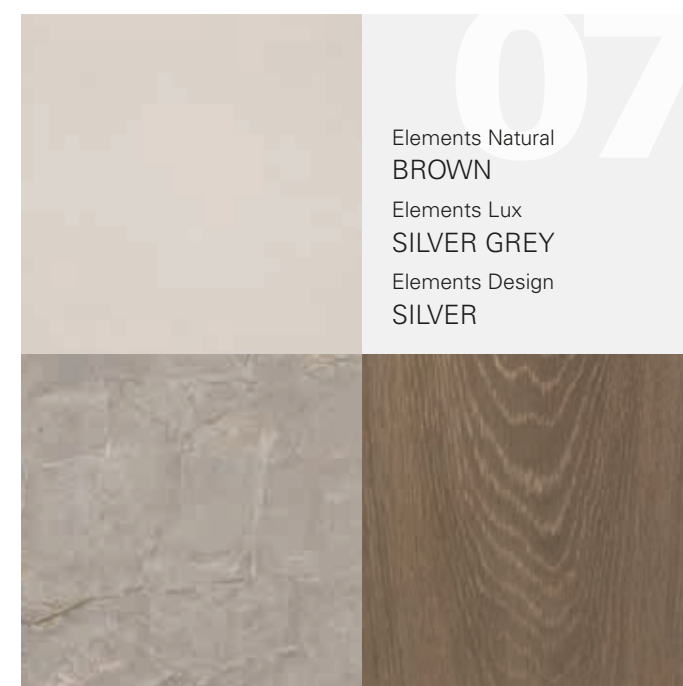
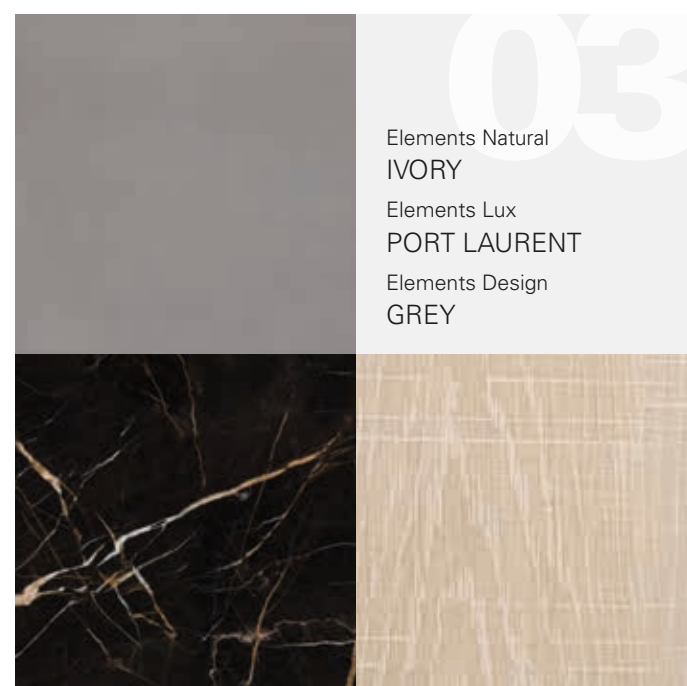

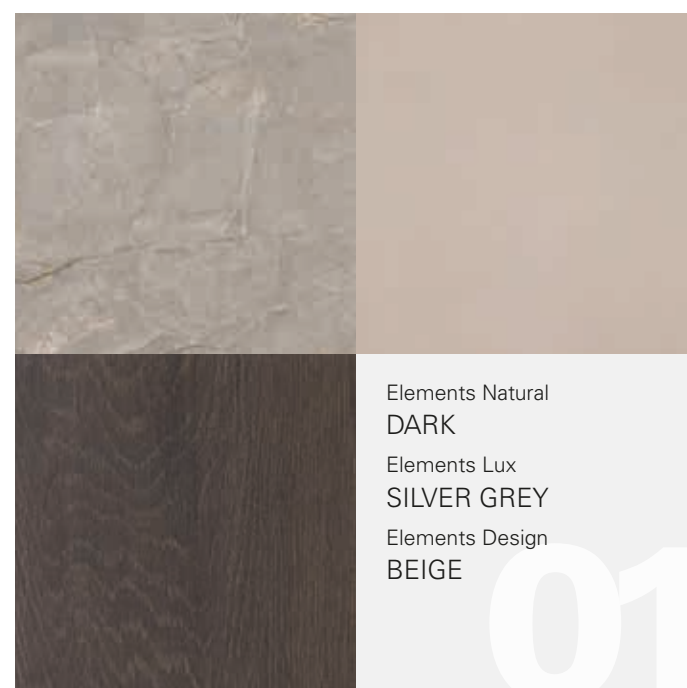
<
e.design ivory nat rt
20x120 . 8"x48"
e.lux crema beige lapp rt
60x120 . 24"x48"

ELEMENTS

Proposte di abbinamenti

Tre elementi ispirativi diversi, tre collezioni moderne e di forte personalità, un unico progetto completo, dinamico ed estremamente innovativo: con Elements, Keope apre la strada ad un nuovo modo di pensare il vivere moderno, dove superfici differenti, complete nella loro essenza, convivono armoniosamente negli spazi, offrendo molteplici soluzioni interpretative. In questa sezione Keope suggerisce una selezione di abbinamenti possibili, studiati per offrire ad architetti e progettisti evoluti strumenti utili per il loro lavoro: è nell'accostamento di Elements Design, Elements Lux ed Elements Natural che si rivela tutto il fascino dell'armonia.




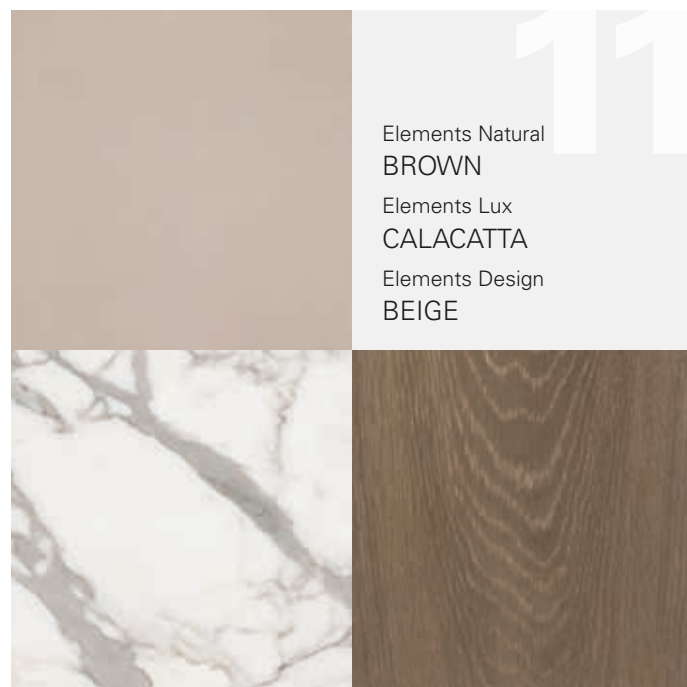
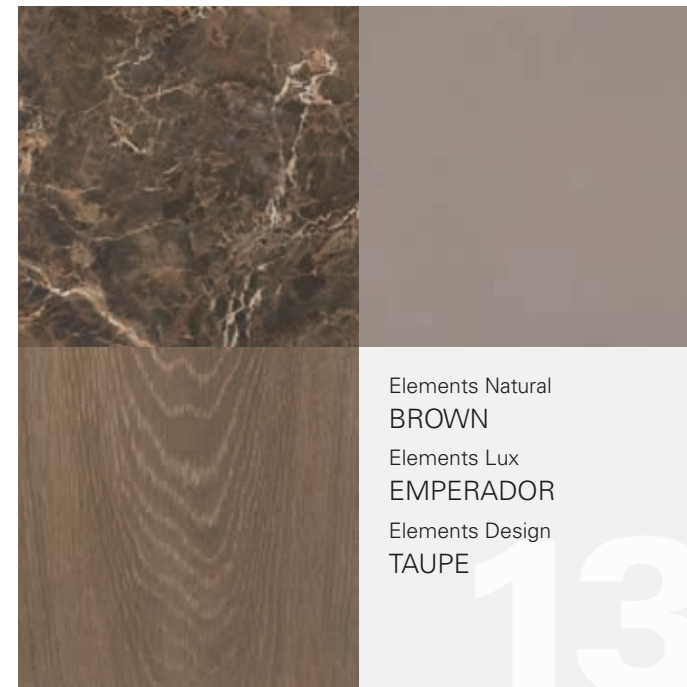
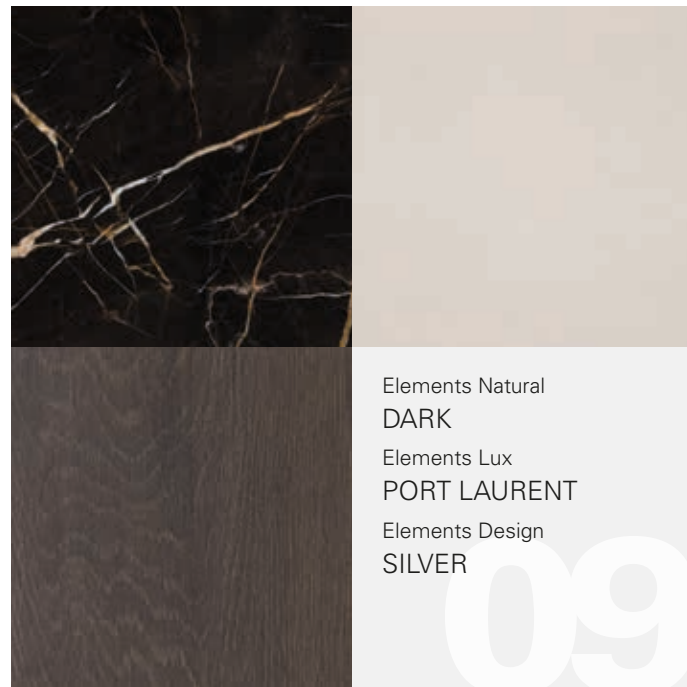
Natural
Lux
Design



ELEMENTS

Combination proposals

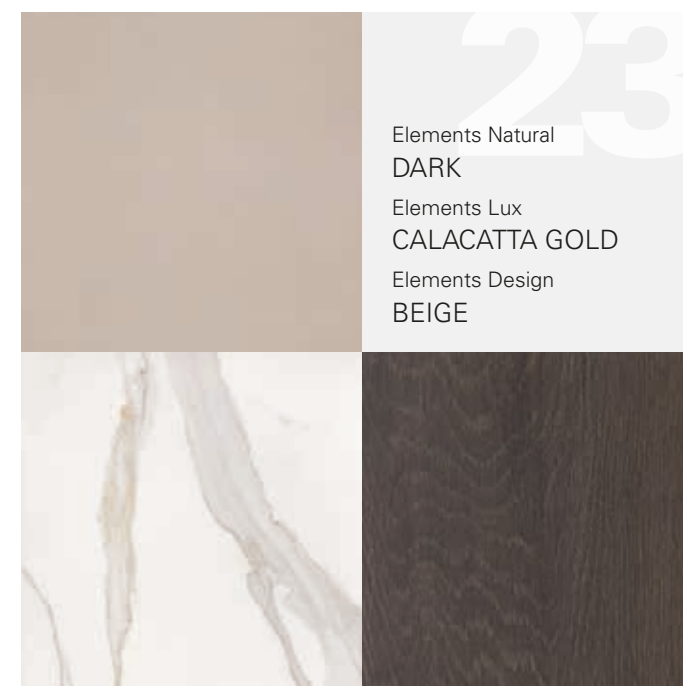
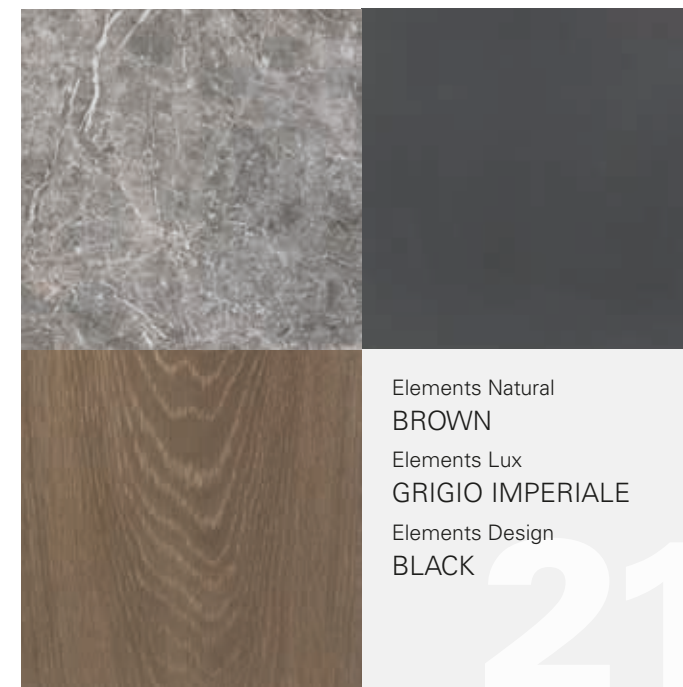
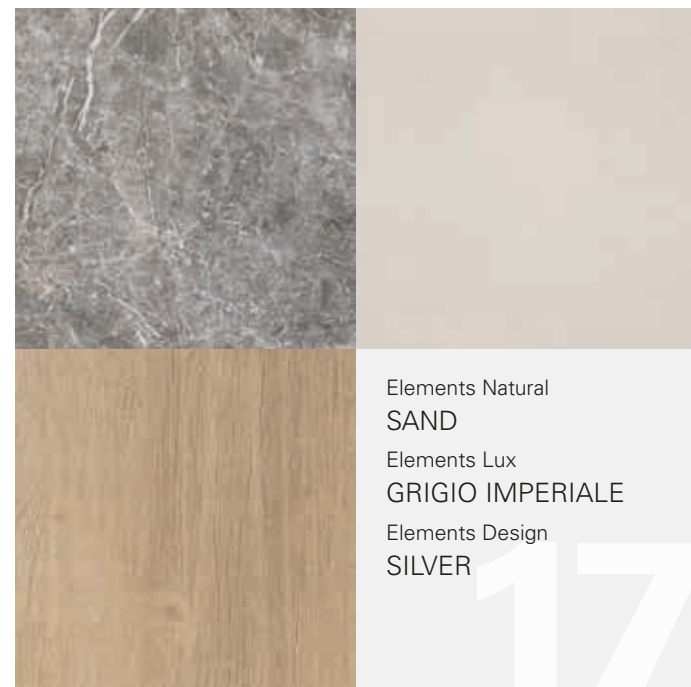
Three different inspirational elements, three modern collections with a strong personality, a unique and complete project that is both dynamic and highly innovative: with Elements, Keope launches a new way of thinking about modern living, where different surfaces, complete in their essence, live together harmoniously in spaces, offering multiple interpretative solutions. In this section Keope suggests a selection of possible combinations, designed to provide architects and designers developed and useful tools for their work: it is in the approach of Elements Design, Elements Lux and Elements Natural that the charm of harmony is revealed.



ELEMENTS

Proposte di abbinamenti

Combination proposals



ELEMENTS DESIGN 3D

Disponibile nei sette colori Elements Design, 3D è un'ulteriore soluzione decorativa proposta per il rivestimento.

La caratteristica struttura tridimensionale e il formato 50x110 rettificato permettono di avere un'ottima continuità di superficie, impreziosita dalla finitura che risulta particolarmente morbida e setosa.

3D is an additional wall tiling option that offers new decorative inspiration, available in the seven colours of the Elements Design collection. The characteristic three-dimensional structure and the 50x110 straightened-edge format offer a seamless surface, embellished by the particularly soft and silky finish.



Elements Design White 3D



Elements Design Black 3D



Elements Design Silver 3D



Elements Design Ivory 3D



Elements Design Beige 3D



Elements Design Taupe 3D



Elements Design Grey 3D




e.design taupe 3D rt 50x110 . 20"x44"

ELEMENTS DESIGN

7,5x30 GLOSSY

In linea con i principali trend della decorazione d'interni, Keope introduce nella collezione Elements Design un nuovo formato con una nuova superficie: il mattoncino 7,5x30. Il nuovo formato, proposto nei 7 colori della serie, con finitura lucida ed i bordi appena ammorbiditi che ricordano la matericità della maiolica, costituisce una suggestiva proposta per il rivestimento di elementi verticali sia in ambito commerciale che residenziale.

In line with the main interior design trends, Keope adds a new format, with a new surface, to its Elements Design collection: the 7.5x30 brick. The new format is available in the 7 colours of the series, with glossy finish and slightly softened edges that evoke the texture of majolica. It offers an attractive option for vertical surfaces in commercial and residential spaces.



Elements Design White glossy



Elements Design Ivory glossy



Elements Design Beige glossy



Elements Design Taupe glossy



Elements Design Silver glossy



Elements Design Grey glossy



Elements Design Black glossy



e.design ivory glossy 7,5x30 . 3"x12"

ELEMENTS DESIGN

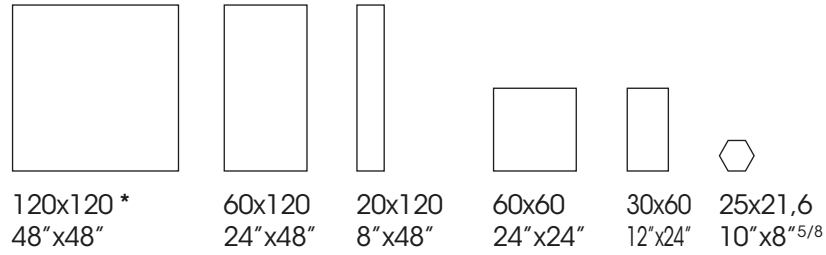
GRES PORCELLANATO
Porcelain stoneware . Grès cérame
Feinsteinzeug . Gres porcelánico

WHITE

NATURALE RETTIFICATO
Natural Rectified . Naturel Rectifié
Naturbelassen Rektifiziert . Natural Rectificado

NATURALE
Natural . Naturel
Naturbelassen . Natural

FORMATI / Sizes . Formats . Formate . Formatos



ELEMENTS DESIGN


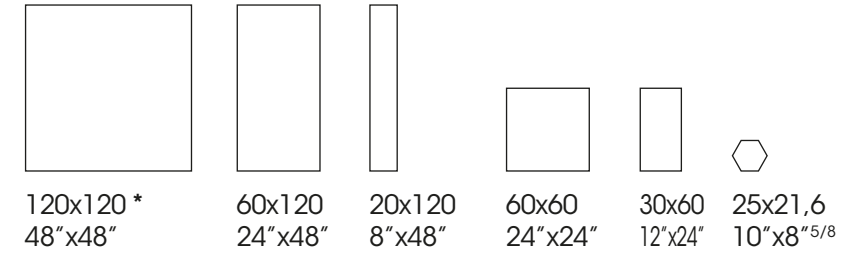
GRES PORCELLANATO
Porcelain stoneware . Grès cérame
Feinsteinzeug . Gres porcelánico

SILVER

NATURALE RETTIFICATO
Natural Rectified . Naturel Rectifié
Naturbelassen Rektifiziert . Natural Rectificado

NATURALE
Natural . Naturel
Naturbelassen . Natural

FORMATI / Sizes . Formats . Formate . Formatos



ELEMENTS DESIGN

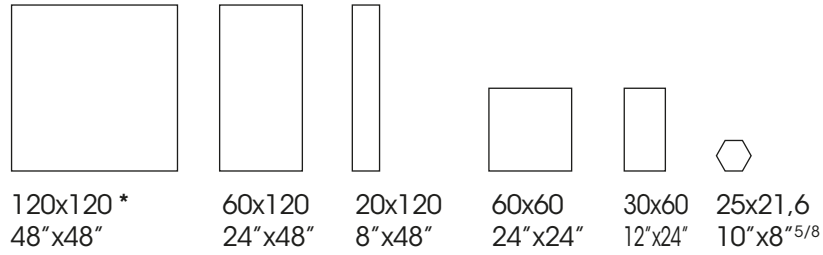
GRES PORCELLANATO
Porcelain stoneware . Grès cérame
Feinsteinzeug . Gres porcelánico

IVORY

NATURALE RETTIFICATO
Natural Rectified . Naturel Rectifié
Naturbelassen Rektifiziert . Natural Rectificado

NATURALE
Natural . Naturel
Naturbelassen . Natural

FORMATI / Sizes . Formats . Formate . Formatos



ELEMENTS DESIGN

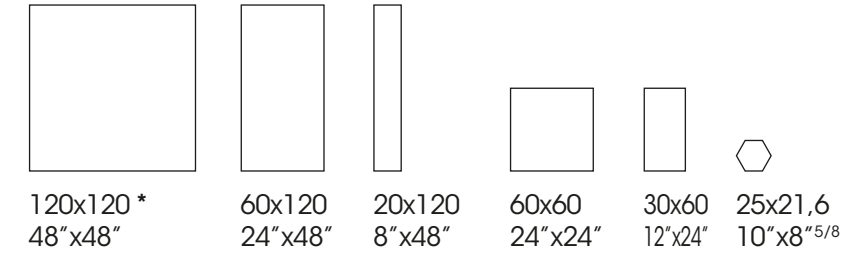
GRES PORCELLANATO
Porcelain stoneware . Grès cérame
Feinsteinzeug . Gres porcelánico

TAUPE

NATURALE RETTIFICATO
Natural Rectified . Naturel Rectifié
Naturbelassen Rektifiziert . Natural Rectificado

NATURALE
Natural . Naturel
Naturbelassen . Natural

FORMATI / Sizes . Formats . Formate . Formatos



ELEMENTS DESIGN

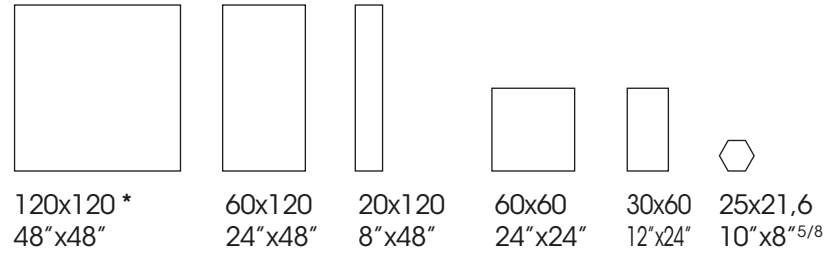
GRES PORCELLANATO
Porcelain stoneware . Grès cérame
Feinsteinzeug . Gres porcelánico

BEIGE

NATURALE RETTIFICATO
Natural Rectified . Naturel Rectifié
Naturbelassen Rektifiziert . Natural Rectificado

NATURALE
Natural . Naturel
Naturbelassen . Natural

FORMATI / Sizes . Formats . Formate . Formatos



ELEMENTS DESIGN

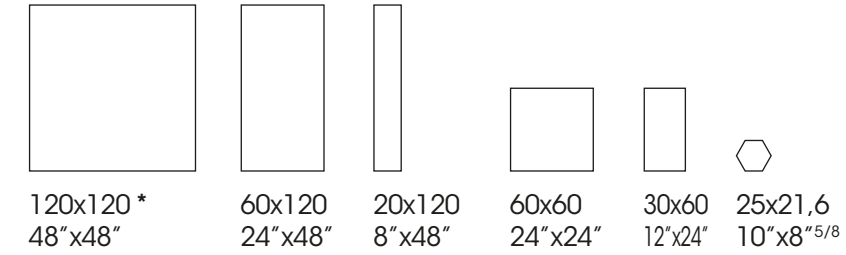
GRES PORCELLANATO
Porcelain stoneware . Grès cérame
Feinsteinzeug . Gres porcelánico

GREY

NATURALE RETTIFICATO
Natural Rectified . Naturel Rectifié
Naturbelassen Rektifiziert . Natural Rectificado

NATURALE
Natural . Naturel
Naturbelassen . Natural

FORMATI / Sizes . Formats . Formate . Formatos



BLACK


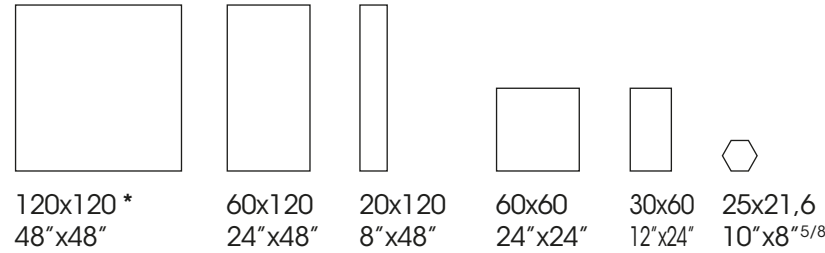
NATURALE RETTIFICATO

Natural Rectified . Naturel Rectifié
Naturbelassen Rektifiziert . Natural Rectificado

NATURALE

Natural . Naturel
Naturbelassen . Natural

FORMATI / Sizes . Formats . Formate . Formatos



DECORI

DECORS . DECORATIONS . DEKORE . DECOROS



***MOSAICO**
30x30 - 12"x12"
(tessera 2,8x2,8 - 1^{1/8}"x1^{1/8}")



***CHEVRON DX**
10x59 - 4"x24"




***CHEVRON SX**
10x59 - 4"x24"

*Disponibile in tutti i colori. *Available in all the colours. *Disponible dans tous les couleurs. *In allen Farben in der Ausführung. *Disponible en todos los colores


TUTTI I PROFILI DI VETRO E METALLO DEL CATALOGO DI CERAMICHE KEOPE POSSONO ESSERE ABBINATI A QUESTA COLLEZIONE.
ALL GLASS AND METAL PROFILES IN THE CERAMICHE KEOPE CATALOGUES CAN BE COMBINED WITH THIS COLLECTION.

PEZZI SPECIALI


TRIMS . PIECES SPECIALES .
FORMTEILE . PIEZAS ESPECIALES



* BATTISCOPA RT
7,2x60 - 2,8"x24"
BULLNOSE RT . PLINTHE RT
SOCKEL RT . RODAPIÉ RT



* SCALINO CON PROFILO INCOLLATO RT.
33x60 - 13"x24"
GLUED STEP TREAD RT.
NEZ DE MARCHE COLLÉ RT.
GEKLEBTE STUFENPLATTE RT.
PELDAÑO CON PERFIL PEGADO RT.



* SCALINO ANGOLARE CON PROFILO INCOLLATO RT.
33x33 - 13"x13"
GLUED CORNER STEP TREAD RT.
CARREAU DE MARCHE COLLÉ PIÈCE ANGULAIRE RT.
GEKLEBTE STUFENPLATTE ECKSTÜCK RT.
PELDAÑO ESQUINA CON PERFIL PEGADO RT.

* Disponibile in tutti i colori - * Available in all the colours - * Disponible dans tous les couleurs - * In allen Farben in der Ausführung - * Disponible en todos los colores

FORMATI

sizes formats formate formatos	120x120** 48"x48"	60x120 24"x48"	20x120 8"x48"	60x60 24"x24"	30x60 12"x24"	25x21,6 10"x8,6" esagona	50x110 20"x44" 3D	7,5x30 3"x12"	7,2x60 2,8"x24" battiscopa RT	33x60 13"x24" scalino prof. incollato RT	33x33 13"x13" angolare prof. incollato RT
E. Design Ivory	■	■△	■	■△	■△	□	□	○	■	■	■
E. Design Beige	■	■△	■	■△	■△	□	□	○	■	■	■
E. Design Grey	■	■△	■	■△	■△	□	□	○	■	■	■
E. Design Silver	■	■△	■	■△	■△	□	□	○	■	■	■
E. Design Taupe	■	■△	■	■△	■△	□	□	○	■	■	■
E. Design White	■	■△	■	■△	■△	□	□	○	■	■	■
E. Design Black	■	■△	■	■△	■△	□	□	○	■	■	■

**Misura Nominale - Nominal Size: 1195x1195 mm

- naturale - natural - naturel - naturbelassen - natural
- naturale rettificato R9 - natural rectified R9 - naturel rectifié R9 - naturbelassen rektifiziert R9 - natural rectificado R9
- △ Strutturato rettificato R10 - textured rectified R10 - structuré rectifié R10 - strukturiert rektifiziert R10 - estructurado rectificado R10
- glossy

CARATTERISTICHE TECNICHE

PIASTRELLE PRESSATE A SECCO - CONFORME ALLA NORMA EN 14411 E ISO 13006 APPENDICE G GRUPPO BIa CON E ≤ 0,5 % UGL

TECHNICAL FEATURES - DRY PRESSED TILES - COMPLIANT WITH STANDARDS EN 14411 AND ISO 13006 ANNEX G GROUP BIa WITH E ≤ 0,5 % UGL

		CARATTERISTICA TECNICA TECHNICAL FEATURES	NORMA SPECIFICATION	VALORE PRESCRITTO VALUES REQUIRED N ≥ 15 cm	*VALORE KEOPE *KEOPE VALUES
CARATTERISTICHE DI REGOLARITA' REGULARITY CHARACTERISTICS		LUNGHEZZA E LARGHEZZA LENGHT AND WIDTH	ISO 10545-2	± 0,3 % ± 1 mm	± 0,2 % max 1 mm
		SPESSORE THICKNESS	ISO 10545-2	± 5,0 % ± 0,5 mm	CONFORME IN ACCORDANCE
		ORTOGONALITÀ ** RECTANGULARITY	ISO 10545-2	± 0,3 % ± 1,5 mm	± 0,2 % max 1,5 mm CONFORME (25x21,6 - 7,5x30)
		RETTILINEARITÀ DEGLI SPIGOLI STRAIGHTNESS OF SIDES	ISO 10545-2	± 0,3 % ± 0,8 mm	± 0,2 % max 0,8 mm CONFORME (25x21,6 - 7,5x30)
		PLANARITÀ SURFACE FLATNESS	ISO 10545-2	± 0,4 % ± 1,8 mm	± 0,3 %
CARATTERISTICHE STRUTTURALI STRUCTURAL CHARACTERISTICS		ASSORBIMENTO D'ACQUA WATER ABSORPTION	ISO 10545-3 ASTM C373	≤ 0,5 %	≤ 0,1 % CONFORME IN ACCORDANCE
		FORZA DI ROTTURA BREAKING STRENGHT	ISO 10545-4	≥ 1300 N	CONFORME IN ACCORDANCE
		MODULO DI ROTTURA MODULUS OF RUPTURE		≥ 35 N/mm ²	≥ 40 N/mm ²
CARATTERISTICHE SUPERFICIALI SURFACE CHARACTERISTICS		RESISTENZA ALLA ABRASIONE PROFONDA RESISTANCE TO DEEP ABRASION	ISO 10545-6	≤ 175 mm ³	≤ 155 mm ³
CARATTERISTICHE TERMO IGROMETRICHE THERMAL AND HYGROMETRIC CHARACTERISTICS		COEFFICIENTE DI DILATAZIONE TERMICA LINEARE COEFFICIENT OF LINEAR THERMAL EXPANSION	ISO 10545-8	METODO DI PROVA DISPONIBILE VALORE DICHIARATO TEST METHOD AVAILABLE DECLARED VALUE	≤ 7x10 ⁻⁶ °C ⁻¹
		RESISTENZA AGLI SBALZI TERMICI THERMAL SHOCK RESISTANCE	ISO 10545-9	METODO DI PROVA DISPONIBILE TEST METHOD AVAILABLE	GARANTITA GUARANTEED
		RESISTENZA AL GELO FROST RESISTANCE	ISO 10545-12	RICHIESTA REQUIRED	CONFORME IN ACCORDANCE
CARATTERISTICHE CHIMICHE CHEMICAL CHARACTERISTICS		RESISTENZA AI PRODOTTI CHIMICI RESISTANCE TO CHEMICALS	ISO 10545-13	METODO DI PROVA DISPONIBILE VALORE DICHIARATO TEST METHOD AVAILABLE DECLARED VALUE	GARANTITA GUARANTEED
		RESISTENZA ALLE MACCHIE RESISTANCE TO STAINING	ISO 10545-14	METODO DI PROVA DISPONIBILE VALORE DICHIARATO TEST METHOD AVAILABLE DECLARED VALUE	GARANTITA GUARANTEED
CARATTERISTICHE DI SICUREZZA SAFETY CHARACTERISTICS		COEFFICIENTE DI ATTRITO DINAMICO DYNAMIC SLIDER	BCRA	METODO DI PROVA DISPONIBILE TEST METHOD AVAILABLE	> 0,4
		COEFFICIENTE DI ATTRITO STATICO STATIC SLIDER	ASTM C1028		VEDI TABELLA FORMATI SEE TABLE SIZES
		CLASSIFICAZIONE ANTISDRUCCIOLO INCLINED PLATFORM	DIN 51130 DIN 51097		

*VALORI MEDI RIFERITI A PROVE FATTE NEGLI ULTIMI 24 MESI - AVERAGE VALUES REFER TO TEST DONE IN THE PREVIOUS 24 MONTHS

**Per piastrelle rettangolari con il lato lungo ≥ 60 cm e il rapporto fra lato lungo e lato corto ≥ 3, il limite di differenza di rettangolarità

simbolo δ, e la sua deviazione percentuale δ/S, si applica solo al lato corto. Fare riferimento alla norma ISO 10545-2

For oblong tiles with longer edge ≥ 60 cm, and ratio between longer edge and shorter edge ≥ 3, only δ, and percent deviation δ/S, are applicable. See ISO 10545-2

“WS” MISURA DI FABBRICAZIONE - WORKING SIZE :

1194x1194 . 596x1195 . 197x1195. 596x596 . 297x596 . 500x1100

VALORI “WS” RIFERITI AI CALIBRI DI PRODUZIONE: 120x120** (6), 60x120 (6), 20x120 (6), 60x60 (6), 30x60 (6), 50x110 (6)

VALUES “WS” RELATED TO THE PRODUCTION CALIPERS: 120x120** (6), 60x120 (6), 20x120 (6), 60x60 (6), 30x60 (6), 50x110 (6)

MISURE, PESI ED IMBALLI

SIZE, WEIGHT AND PACKAGING . FORMATS, POIDS ET EMBALLAGES .

MASSE, GEWICHTE UND VERPACKUNGEN . MEDIDAS, PESOS Y EMBALAJES

FORMATO size format formato	spessore						
		PZ/SCATOLA pieces/box pièces/bôte stück/karton pzás/caja	MQ/SCATOLA mq/box mq/bôte mq/karton mq/caja	KG/SCATOLA kg/box kg/bôte kg/karton kg/caja	MQ/PALLET mq/pallet mq/pallet mq/pallet	KG/PALLET kg/pallet kg/pallet kg/pallet	SCATOLA/PALLET box/pallet bôte/pallet karton/pallet caja/pallet
120x120**	9,0 mm	2	2,86	≈ 60,75	57,12	≈ 1228	20
60x120	9,0 mm	2	1,44	≈ 32,53	21,60	≈ 500,95	15
20x120	9,0 mm	6	1,44	≈ 29,13	51,84	≈ 1061,68	36
60x60	9,0 mm	3	1,08	≈ 23,75	43,20	≈ 963	40
30x60	9,0 mm	6	1,08	≈ 23,75	43,20	≈ 963	40
25x21,6 esagona	9,0 mm	29	1,18	≈ 23,36	42,37	≈ 853,96	36
50x110 3D	10,0 mm	3	1,65	≈ 29,00	54,45	≈ 970	33
7,5x30	8,5 mm	48	1,08	≈ 19,02	51,84	≈ 925,96	48
7,2x60 batt	-	10	ml 6,00	≈ 10,22	-	-	-

**Misura Nominale - Nominal Size: 1195x1195 mm

CARATTERISTICHE TECNICHE

PASTA BIANCA - STANDARD EN 14411 ISO 13006 ANNEX L GRUPPO BIII, E_B > 10 %

TECHNICAL FEATURES - WHITE BODY - STANDARDS EN 14411 ISO 13006 ANNEX L GROUP BIII, E_B > 10 %

		CARATTERISTICA TECNICA TECHNICAL FEATURES	NORME SPECIFICATION	VALORE PRESCRITTO VALUES REQUIRED EN 14411 - ISO 13006 BIII (GL)	*VALORE MEDIO KEOPE *AVARAGE KEOPE VALUES
DIMENSIONI SIZES		LUNGHEZZA E LARGHEZZA LENGHT AND WIDTH	ISO 10545-2	± 0,5 % max 2 mm	CONFORME IN ACCORDANCE
		SPESSORE THICKNESS		± 10 % max 0,5 mm	CONFORME IN ACCORDANCE
		ORTOGONALITÀ RECTANGULARITY		± 0,5 % max 2 mm	CONFORME IN ACCORDANCE
		RETTILINEARITÀ DEGLI SPIGOLI STRAIGHTNESS OF SIDES		± 0,3 % max 1,5 mm	CONFORME IN ACCORDANCE
		PLANARITÀ SURFACE FLATNESS		± 0,5 % (max 2,0 mm) - 0,3 % (max-1,5 mm)	CONFORME IN ACCORDANCE
		ASPETTO DELLA SUPERFICIE % SENZA DIFETTI NEL LOTTO DI PROVA QUALITY OF THE SURFACE FAULTLESS % WHIT IN THE SAMPLE LOT		≥ 95 %	CONFORME IN ACCORDANCE
STRUTTURA STRUCTURE		ASSORBIMENTO D'ACQUA - VALORE MEDIO % WATER ABSORPTION	ISO 10545-3	>10 %	CONFORME IN ACCORDANCE
		FORZA DI ROTTURA BREAKING STRENGHT	ISO 10545-4	S ≥ 600 N	CONFORME IN ACCORDANCE
		RESISTENZA ALLA FLESSIONE BENDING STRENGHT		R ≥ 12	CONFORME IN ACCORDANCE
SBALZI TERMICI THERMAL SHOCK		RESISTENZA AGLI SBALZI TERMICI THERMAL SHOCK RESISTANCE	ISO 10545-9	CONFORME IN ACCORDANCE	CONFORME IN ACCORDANCE
SUPERFICIE SURFACE		RESISTENZA AL CAVILLO CRAZING RESISTANCE	ISO 10545-11	CONFORME IN ACCORDANCE	CONFORME IN ACCORDANCE
		RESISTENZA AI PRODOTTI CHIMICI DI USO DOMESTICO E AGLI ADDITIVI PER PISCINA RESISTANCE TO HOUSEHOLD CHEMICALS AND SWIMMING POOL SALTS	ISO 10545-13	GB MIN.	CONFORME IN ACCORDANCE
	RESISTENZA A BASSE CONCENTRAZIONI DI ACIDI ED ALCALI RESISTANCE TO LOW CONCENTRATIONS OF ACIDS AND ALKALIS	SECONDO LA CLASSIFICAZIONE INDICATA DAL FABBRICANTE ACCORDING TO CLASSIFICATION INDICATED BY THE MANUFACTURER		GB MIN.	
		RESISTENZA ALLE MACCHIE RESISTANCE TO STAINING	ISO 10545-14	MINIMUM CLASS 3	5

*VALORI MEDI RIFERITI A PROVE FATTE NEGLI ULTIMI 24 MESI - AVERAGE VALUES REFER TO TEST DONE IN THE PREVIOUS 24 MONTHS

Posa, Stuccatura e Pulizia

Tiling, Grouted and Cleaning

Posa:

Una corretta posa in opera, seguendo alcune semplici regole, garantirà un perfetto risultato finale:

1) controllare la planarità delle pareti da rivestire;

2) posare il prodotto miscelando il materiale prelevato da più scatole;

3) maneggiare con cura il prodotto prima e durante la posa;

4) Ceramiche Keope consiglia di utilizzare esclusivamente adesivi di classe C2 secondo la normativa europea EN 12004. Utilizzare collanti bianchi per rivestimenti ceramici antiscivolamento. Per un risultato ottimale aggiungere un elasticizzante avendo cura di seguire scrupolosamente le indicazioni del produttore, occorre applicare uno strato omogeneo del collante sul sottofondo. Lo spessore del collante può essere regolato utilizzando il lato dentato del frattazzo.

Pulizia:

Utilizzare strumenti per la pulizia perfettamente puliti. Sciacquare sempre le superfici. Per lavaggi frequenti utilizzare semplicemente acqua pulita.

Rivestimento

PREMESSA IMPORTANTE: PER POSA E STUCCATURA RIVOLGERSI A POSATORI PROFESSIONISTI.

Tiling:

Follow the simple rules below to guarantee perfect tiling results:

1) Check the walls that are going to be tiled are flat;

2) Mix the tiles during tiling by taking them from several boxes

3) Handle the tiles with care before and during tiling.

4) For installing its wall tiles, Ceramiche Keope recommends the use of class C2 adhesives, in compliance with the European standard EN 12004.

Specifically recommended is a white glue for non-slip ceramic covering materials. For top-class results, add an elasticator, taking care to follow the manufacturer's instructions to the letter, and apply an even layer of glue on the underside of the tile. The thickness of the glue can be adjusted using the toothed side of the trowel.

Cleaning:

Use cleaning tools that are perfectly clean themselves. Always rinse off surfaces. Use clean water alone if the surface is washed frequently.

Wall tiles

IMPORTANT NOTE: TILES SHOULD BE LAID AND GROUTED ONLY BY PROFESSIONAL TILE LAYERS.



GREENTHINKING è il progetto Keope nato per rispettare gli obiettivi di sviluppo sostenibile. Keope è una delle aziende oggi più attente alle qualità ecologiche dell'industria ceramica.

Al passo con la più avanzata evoluzione tecnologica, Keope si è impegnata a seguire un severo programma di tutela della eco-sostenibilità iniziato anni fa con l'adesione al Protocollo di Kyoto per ridurre le emissioni di Co2, per arrivare oggi alle certificazioni che attestano la salubrità dei prodotti.

Già vincitrice in passato di premi per il "Green management", Keope è divenuta socia dell'US Green Building Council, per la progettazione di edifici "verdi".

Il marchio "Greenthinking" è il simbolo di questo impegno di Keope nei confronti della natura.

GREENTHINKING is the Keope project designed to meet the objectives of sustainable development.

Keope is actually one of the companies with the higher attention level to the ecological characteristics in the tile industry.

In line with the most advanced technological evolution, Keope has committed itself to a strict programme of eco-sustainability, which began years ago supporting the Kyoto Protocol, to reduce Co2 emissions, and has continued with the attainment of certifications which attest the health of the products.

Winner of awards in the past for the "Green Management", Keope became a member of the US Green Building Council for ecofriendly buildings.

The "Greenthinking" mark is the symbol of Keope commitment to protection of nature.

www.greenthinking.it



COMPANY WITH QUALITY MANAGEMENT
SYSTEM CERTIFIED BY DNV
= ISO 9001:2008 =



Ceramiche Keope
S.S. 467 n 21 - 42013 Casalgrande (RE)
EN 14411



Office strada Statale 467,21
42013 Casalgrande (RE) Italy
Phone +39 0522 997511
Fax +39 0522 997544 997545
Factory Via Dell'Industria 1,
Villaggio La Macina
42013 Casalgrande (RE) Italy
info@keope.com
www.keope.com